



The widest range of
**HIGH SECURITY
PORTALS**

SPECIFICATION BROCHURE

Alluser Industrie

Alluser Industries has been working in the security sector since **1968**, providing solutions to protect entrances by controlling access to authorised users.

The **Alluser Security Portals** are all based on the same principles of safety, reliability, ease of use and flexibility to retrofitting.

PATENTS

Everyday Alluser works on new advancements in security products and solutions to make the world a safer place. We continuously apply for **new patents** to protect these advancements and ensure we remain unique. Our **HPJ140 (the original Half Portal)** is the example of our innovation leadership in the Portals market.

QUALITY

Our mission is providing you with a quality product that matches your needs from both aesthetic and security point of view.

We stand apart from other companies due to our unique approach to ensuring our products offer the highest level of security available whilst still catering for your unique requirements.

CERTIFICATIONS

We are proud to offer the widest range of Security Portals and options available in the market. The majority of Alluser products are available in **Class 3 and Class 4 Attack resistant versions**, in accordance with the **European standard EN 1627 - 30**.

Alluser has achieved a **world-first** after announcing that its **C190-S1 to S3 Security Portals** have gained approval to **Loss Prevention Standard (LPS) 1175: Issue 7 Security Ratings 1 to 3**.

The **Alluser Fire Rated Half Portal range** provides a highly secure fire rated entrance solution certified to EI120* as per the European Fire Resistance norm: **EN13501-2 & EN1634-1: 2014**.



Certified company UNI EN ISO 9001:2015
Certificate of quality management system n° 50 100 14143

Index

WHO WE ARE > 2

CLASSICAL PORTALS > 4

CYLINDRICAL PORTALS > 6

HALF PORTALS > 10

FIRE RATED PORTALS > 13

TABLE OF CONTENTS > 14

Glossary



S Version (Standard): welded Portal structure with 70mm floor base. Overall height 2360 mm.



K Version (Kit Version): Portal to be assembled at the site. Available in S or R version.



R Version (Flush Mount to Floor): Portal with 12 mm floor guide. Overall height 2320 mm.



Available soon. WK2 version: Portal Certificated Class 2 EN 1627.



WK3 version: Portal Certificated Class 3 EN 1627.



WK4 version: Portal Certificated Class 4 EN 1627.



Standard glass, in accordance with the standard P2A-EN356.



Vandal Resistant glass, in accordance with the standard P4A-EN356.



Attack Resistant glass, in accordance with the standard P6B-EN356.



Attack Resistant glass, in accordance with the standard P8B-EN356.



Bullet Resistant glass, in accordance with the standard BR1-EN 1063.



Bullet Resistant glass, in accordance with the standard BR3-EN 1063.



Bullet Resistant glass, in accordance with the standard BR4-EN 1063.



Increased Overall Height versions available: 2400 mm or 2565 mm.



A.P.D (Ultrasonic ceiling-mounted sensors) allows the transit of only one person at a time.



Two-zone contact mat. To be used together with A.P.D. device.



Metal detection control. In case of metal detector alarm, transit is not allowed.



Rescue Push button. It activates the last working action.



Additional emergency release system. To unlock the non secure side.



Night Lock. Extra mechanical lock to secure the Portal when switched off and unattended.



Web Lan Control permits simple and intuitive control of the Portal through the web/intranet.



Service Mode keyswitch. Local ON/OFF keyswitch selector and cleaning mode function.



Bi-parting doors (2 doors open on each side).



Manual Panic break-out opening. In emergency, the automatic flat sliding doors can be opened by pushing them.



Extra glazing on the flat sliding door pocket structure.



The portal's length can be customised with some available extensions.



Aluminium outer finishing.



Portal outer finishing: brushed or polished steel.

Classical Portals

E1 — Small size automatic security portal.

Dimensions WxDxH: 995mm x 995mm x 2360mm

SPECIFICATIONS

Glass: P2A-EN356

Structure: RAL Powder Coated;
Anti-slip floor mat EN13893

Doors: Fail secure

Safety: Infrared safety sensors;
Fire alarm signal

Emergency: Secure side
unlocking device

Control: Console or Service
Mode Keyswitch; LED Traffic
lights with Intercom

Detection: IR presence sensors

ELECTRONICS

Alluser Motherboard

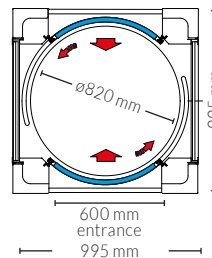
Nominal power consumption 35 W.

Emergency battery backup: 6-8 hrs.

Internal 24Vdc LED Light (warm white 3.000 K; life expectancy 50.000 h)

Nominal 24Vdc 5A Power Supply, with Battery Backup Charger;

Input 110-230Vac (EMI Filter included)




VERSIONS



GLASSES



OPTIONS



More info on page 3.

4 |

E2 — Medium size automatic security portal.

Dimensions WxDxH: 1150mm x 1150mm x 2360mm

SPECIFICATIONS

Glass: P2A-EN356

Structure: RAL Powder Coated;
Anti-slip floor mat EN13893

Doors: Fail secure

Safety: Infrared safety
sensors; Fire alarm signal

Emergency: Secure side
unlocking device

Control: Console or Service
Mode Keyswitch; LED Traffic
lights with Intercom

Detection: IR presence sensors

ELECTRONICS

Alluser Motherboard

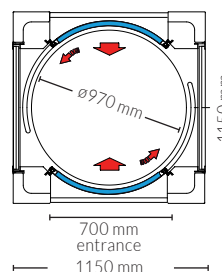
Nominal power consumption 35 W.

Emergency battery backup: 6-8 hrs.

Internal 24Vdc LED Light (warm white 3.000 K; life expectancy 50.000 h)

Nominal 24Vdc 5A Power Supply, with Battery Backup Charger;

Input 110-230Vac (EMI Filter included)




VERSIONS



GLASSES



OPTIONS



More info on page 3.

E3 — Large size automatic security portal.

Dimensions WxDxH: 1382mm x 1382mm x 2360mm

SPECIFICATIONS

Glass: P2A-EN356

Structure: RAL Powder Coated;
Anti-slip floor mat EN13893

Doors: Fail secure

Safety: Infrared safety sensors;
Fire alarm signal

Emergency: Secure side
unlocking device

Control: Console or Service
Mode Keyswitch; LED Traffic
lights with Intercom

Detection: IR presence sensors

ELECTRONICS

Alluser Motherboard

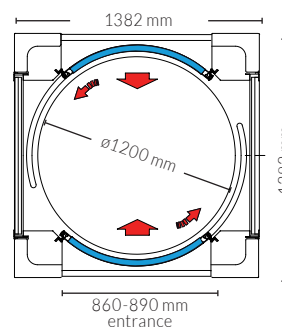
Nominal power consumption 35 W.

Emergency battery backup: 6-8 hrs.

Internal 24Vdc LED Light (warm white 3.000 K; life expectancy 50.000 h)

Nominal 24Vdc 5A Power Supply, with Battery Backup Charger;

Input 110-230Vac (EMI Filter included)



VERSIONS



GLASSES



OPTIONS



More info on page 3.

E4 — Double entry automatic security portal.

Dimensions WxDxH: 1750mm x 995mm x 2360mm

SPECIFICATIONS

Glass: P2A-EN356

Structure: RAL Powder Coated;
Anti-slip floor mat EN13893

Doors: Fail secure

Safety: Infrared safety
sensors; Fire alarm signal

Emergency: Secure side
unlocking device

Control: Console or Service
Mode Keyswitch; LED Traffic
lights with Intercom

Detection: IR presence sensors

ELECTRONICS

Alluser Motherboard

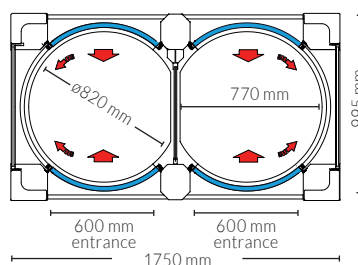
Nominal power consumption 70 W.

Emergency battery backup: 6-8 hrs.

Internal 24Vdc LED Light (warm white 3.000 K; life expectancy 50.000 h)

Nominal 24Vdc 5A Power Supply, with Battery Backup Charger;

Input 110-230Vac (EMI Filter included)



VERSIONS



GLASSES



OPTIONS



More info on page 3.

Cylindrical Portals

C1 — Small size automatic security portal.

Dimensions WxDxH: Ø988mm x 2360mm

SPECIFICATIONS

Glass: P2A-EN356

Structure: RAL Powder Coated;
Anti-slip floor mat EN13893

Doors: Fail secure

Safety: Infrared safety
sensors; Fire alarm signal

Emergency: Secure side
unlocking device

Control: Console or Service
Mode Keyswitch; LED Traffic
lights with Intercom

Detection: IR presence sensors

ELECTRONICS

Alluser Motherboard

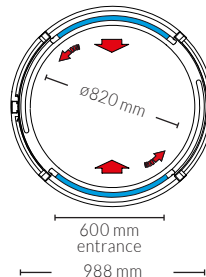
Nominal power consumption 35 W.

Emergency battery backup: 6-8 hrs.

Internal 24Vdc LED Light (warm white 3.000 K; life expectancy 50.000 h)

Nominal 24Vdc 5A Power Supply, with Battery Backup Charger;

Input 110-230Vac (EMI Filter included)




VERSIONS



GLASSES



OPTIONS



More info on page 3.

6 |

C1D — "D" shape automatic security portal.

Dimensions WxDxH: 877mm x 988mm x 2360mm

SPECIFICATIONS

Glass: P2A-EN356

Structure: RAL Powder Coated;
Anti-slip floor mat EN13893

Doors: Fail secure

Safety: Infrared safety
sensors; Fire alarm signal

Emergency: Secure side
unlocking device

Control: Console or Service
Mode Keyswitch; LED Traffic
lights with Intercom

Detection: IR presence sensors

ELECTRONICS

Alluser Motherboard

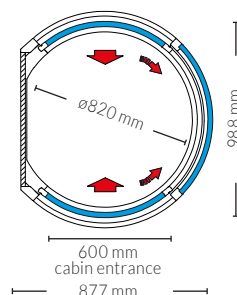
Nominal power consumption 35 W.

Emergency battery backup: 6-8 hrs.

Internal 24Vdc LED Light (warm white 3.000 K; life expectancy 50.000 h)

Nominal 24Vdc 5A Power Supply, with Battery Backup Charger;

Input 110-230Vac (EMI Filter included)




VERSIONS



GLASSES



OPTIONS



More info on page 3.

C2 — Medium size automatic security portal.

Dimensions WxDxH: Ø 1150mm x 2360mm

SPECIFICATIONS

Glass: P2A-EN356

Structure: RAL Powder Coated;
Anti-slip floor mat EN13893

Doors: Fail secure

Safety: Infrared safety
sensors; Fire alarm signal

Emergency: Secure side
unlocking device

Control: Console or Service
Mode Keyswitch; LED Traffic
lights with Intercom

Detection: IR presence sensors

ELECTRONICS

Alluser Motherboard

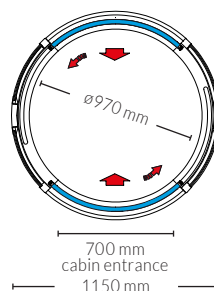
Nominal power consumption 35 W.

Emergency battery backup: 6-8 hrs.

Internal 24Vdc LED Light (warm white 3.000 K; life expectancy 50.000 h)

Nominal 24Vdc 5A Power Supply, with Battery Backup Charger;

Input 110-230Vac (EMI Filter included)



VERSIONS



GLASSES



OPTIONS



More info on page 3.



C3 — Large entry automatic security portal.

Dimensions WxDxH: Ø1381mm x 2360 mm

SPECIFICATIONS

Glass: P2A-EN356

Structure: RAL Powder Coated;
Anti-slip floor mat EN13893

Doors: Fail secure

Safety: Infrared safety
sensors; Fire alarm signal

Emergency: Secure side
unlocking device

Control: Console or Service
Mode Keyswitch; LED Traffic
lights with Intercom

Detection: IR presence sensors

ELECTRONICS

Alluser Motherboard

Nominal power consumption 35 W.

Emergency battery backup: 6-8 hrs.

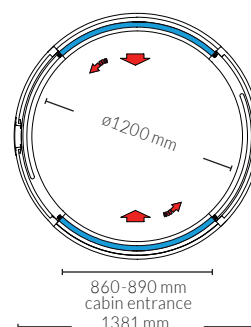
Internal 24Vdc LED Light (warm white 3.000 K; life expectancy 50.000 h)

Nominal 24Vdc 5A Power Supply, with Battery Backup Charger;

Input 110-230Vac (EMI Filter included)



C190-S1 to S3 Portals
Approved to
LPS1175: Issue 7
Security Ratings 1 to 3
Cert/LPCB Ref. 1479a



VERSIONS



GLASSES



OPTIONS



More info on page 3.



Cylindrical Portals

C4 — Double entry automatic security portal.

Dimensions WxDxH: 1750mm x 988mm x 2360mm

SPECIFICATIONS

Glass: P2A-EN356

Structure: RAL Powder Coated;
Anti-slip floor mat EN13893

Doors: Fail secure

Safety: Infrared safety
sensors; Fire alarm signal

Emergency: Secure side
unlocking device

Control: Console or Service
Mode Keyswitch; LED Traffic
lights with Intercom

Detection: IR presence sensors

ELECTRONICS

Alluser Motherboard

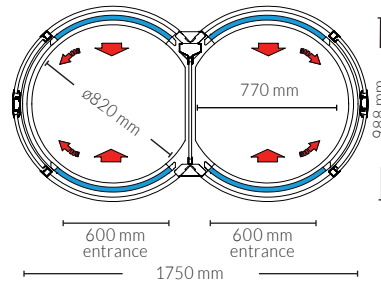
Nominal power consumption 70 W.

Emergency battery backup: 6-8 hrs.

Internal 24Vdc LED Light (warm white 3.000 K; life expectancy 50.000 h)

Nominal 24Vdc 5A Power Supply, with Battery Backup Charger;

Input 110-230Vac (EMI Filter included)



VERSIONS



WK2

GLASSES

P2A P4A P6B

BR3 BR4

OPTIONS



STEEL ALU H↑



More info on page 3.

C5 — Automatic security portal with emergency door exit.

Dimensions WxDxH: 1850mm x 988 mm x 2360 mm

SPECIFICATIONS

Glass: P2A-EN356

Structure: RAL Powder Coated;
Anti-slip floor mat EN13893

Doors: Fail secure

Safety: Infrared safety
sensors; Fire alarm signal

Emergency: Secure side
unlocking device

Control: Console or Service
Mode Keyswitch; LED Traffic
lights with Intercom

Detection: IR presence sensors

ELECTRONICS

Alluser Motherboard

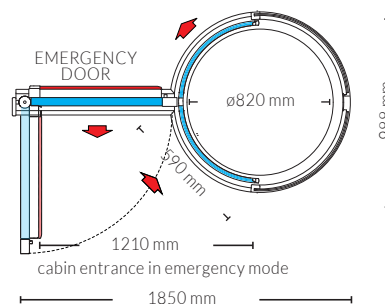
Nominal power consumption 35 W.

Emergency battery backup: 6-8 hrs.

Internal 24Vdc LED Light (warm white 3.000 K; life expectancy 50.000 h)

Nominal 24Vdc 5A Power Supply, with Battery Backup Charger;

Input 110-230Vac (EMI Filter included)



VERSIONS



GLASSES

P2A P4A P6B

BR3 BR4

OPTIONS



STEEL ALU H↑



More info on page 3.

C190 Range

— The first Security Portal approved to LPS1175

Dimensions WxH: Ø 1911mm x 2290mm

SPECIFICATIONS

Glass: P4A-EN356

Structure: RAL Powder Coated;
Anti-slip floor mat EN13893

Doors: Fail secure; bi-parting.

Safety: Infrared safety
sensors; Fire alarm signal

Emergency: Secure side
unlocking device

Control: Console or Service
Mode Keyswitch; LED Traffic
lights with Intercom

Detection: IR presence sensors

ELECTRONICS

Alluser Motherboard

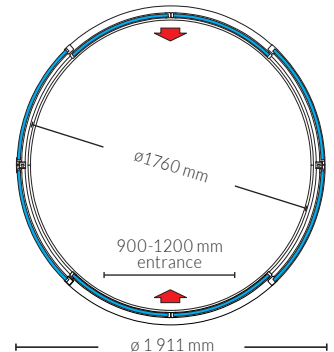
Nominal power consumption 150 W.

Emergency battery backup: 6-8 hrs.

Internal 24Vdc LED Light (warm white 3.000 K; life expectancy 50.000 h)

Nominal 24Vdc 5A Power Supply, with Battery Backup Charger;

Input 110-230Vac (EMI Filter included)



C190-S1 to S3 Portals
Approved to
LPS1175: Issue 7
Security Ratings 1 to 3
Cert/LPCB Ref. 1479a

| 9



VERSIONS



GLASSES



OPTIONS



More info on page 3.

Half Portals

HPJ 140

— Interlocking system created with Half Portal and existing door.

Dimensions WxDxH: 1381mm x 890mm x 2320mm

SPECIFICATIONS

Glass: P2A-EN356**Structure:** RAL Powder Coated;
Anti-slip floor mat EN13893**Curved doors:** Fail safe; bi-parting**Safety:** Infrared safety
sensors; Fire alarm signal**Emergency:** Secure side
unlocking device**Control:** Console or Service
Mode Keyswitch; LED Traffic
lights with Intercom**Detection:** IR presence sensors

ELECTRONICS

Alluser Motherboard

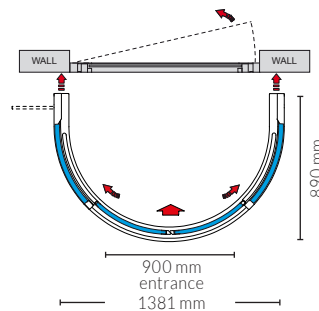
Nominal power consumption 35 W.

Emergency battery backup: 6-8 hrs.

Internal 24Vdc LED Light (warm white 3.000 K; life expectancy 50.000 h)

Nominal 24Vdc 5A Power Supply, with Battery Backup Charger;

Input 110-230Vac (EMI Filter included)




VERSIONS



GLASSES



OPTIONS



More info on page 3.



FPJ 140/1A

— Half Portal provided with manual swing door.

Dimensions WxDxH: 1381mm x 920mm x 2320mm

SPECIFICATIONS

Glass: P2A-EN356**Structure:** RAL Powder Coated;
Anti-slip floor mat EN13893**Curved doors:** Fail safe; bi-parting**Safety:** Infrared safety
sensors; Fire alarm signal**Emergency:** Secure side
unlocking device**Control:** Console or Service
Mode Keyswitch; LED Traffic
lights with Intercom**Detection:** IR presence sensors

ELECTRONICS

Alluser Motherboard

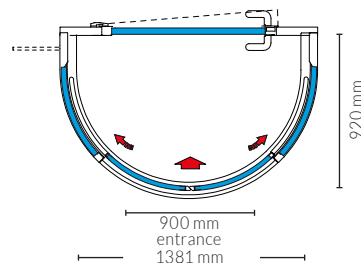
Nominal power consumption 35 W.

Emergency battery backup: 6-8 hrs.

Internal 24Vdc LED Light (warm white 3.000 K; life expectancy 50.000 h)

Nominal 24Vdc 5A Power Supply, with Battery Backup Charger;

Input 110-230Vac (EMI Filter included)




VERSIONS



GLASSES



OPTIONS



More info on page 3.



FPJ 140/2S

— Half Portal provided with 2 automatic flat sliding doors.

Dimensions WxDxH: 1865mm x 992mm x 2320mm

SPECIFICATIONS

Glass: P2A-EN356

Structure: RAL Powder Coated;
Anti-slip floor mat EN13893

Curved doors: Fail safe; bi-parting

Safety: Infrared safety
sensors; Fire alarm signal

Emergency: Secure side
unlocking device

Control: Console or Service
Mode Keyswitch; LED Traffic
lights with Intercom

Detection: IR presence sensors

ELECTRONICS

Alluser Motherboard

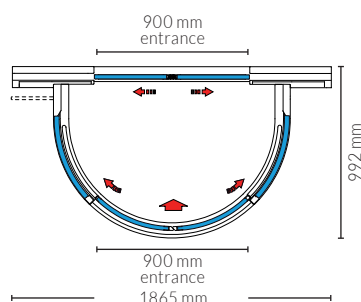
Nominal power consumption 35 W.

Emergency battery backup: 6-8 hrs.

Internal 24Vdc LED Light (warm white 3.000 K; life expectancy 50.000 h)

Nominal 24Vdc 5A Power Supply, with Battery Backup Charger;

Input 110-230Vac (EMI Filter included)



VERSIONS



GLASSES



OPTIONS



More info on page 3.



FPJ 140/2HP

— 2 HPJ140 connected by a variable infill.

Dimensions WxDxH: 1907mm x 1387mm x 2320mm

SPECIFICATIONS

Glass: P2A-EN356

Structure: RAL Powder Coated;
Anti-slip floor mat EN13893

Curved doors: Fail safe; bi-parting

Safety: Infrared safety
sensors; Fire alarm signal

Emergency: Secure side
unlocking device

Control: Console or Service
Mode Keyswitch; LED Traffic
lights with Intercom

Detection: IR presence sensors

ELECTRONICS

Alluser Motherboard

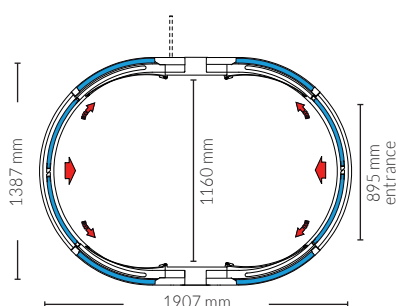
Nominal power consumption 35 W.

Emergency battery backup: 6-8 hrs.

Internal 24Vdc LED Light (warm white 3.000 K; life expectancy 50.000 h)

Nominal 24Vdc 5A Power Supply, with Battery Backup Charger;

Input 110-230Vac (EMI Filter included)




VERSIONS



GLASSES



OPTIONS



More info on page 3.



Half Portals

HPJ 190

— Interlocking system created with Half Portal and existing door.

Dimensions WxDxH: 1910mm x 1120mm x 2320mm

SPECIFICATIONS

Glass: P2A-EN356**Structure:** RAL Powder Coated;
Anti-slip floor mat EN13893**Curved doors:** Fail safe; bi-parting**Safety:** Infrared safety
sensors; Fire alarm signal**Emergency:** Secure side
unlocking device**Control:** Console or Service
Mode Keyswitch; LED Traffic
lights with Intercom**Detection:** IR presence sensors

ELECTRONICS

Alluser Motherboard

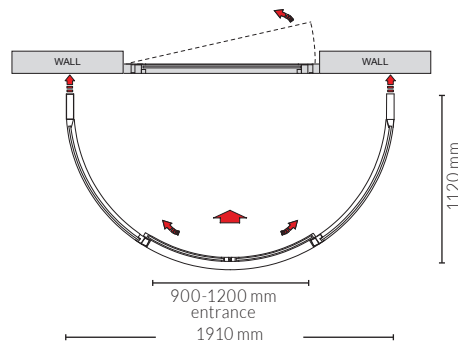
Nominal power consumption 35 W.

Emergency battery backup: 6-8 hrs.

Internal 24Vdc LED Light (warm white 3.000 K; life expectancy 50.000 h)

Nominal 24Vdc 5A Power Supply, with Battery Backup Charger;

Input 110-230Vac (EMI Filter included)



VERSIONS



GLASSES



OPTIONS



More info on page 3.

FPJ 190/2S

— Half Portal provided with 2 automatic flat sliding doors.

Dimensions WxDxH: 1910mm x 1330mm x 2320mm

SPECIFICATIONS

Glass: P2A-EN356**Structure:** RAL Powder Coated;
Anti-slip floor mat EN13893**Curved doors:** Fail safe; bi-parting**Safety:** Infrared safety
sensors; Fire alarm signal**Emergency:** Secure side
unlocking device**Control:** Console or Service
Mode Keyswitch; LED Traffic
lights with Intercom**Detection:** IR presence sensors

ELECTRONICS

Alluser Motherboard

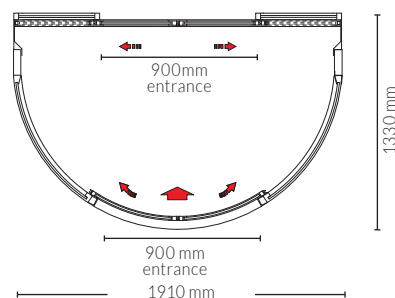
Nominal power consumption 35 W.

Emergency battery backup: 6-8 hrs.

Internal 24Vdc LED Light (warm white 3.000 K; life expectancy 50.000 h)

Nominal 24Vdc 5A Power Supply, with Battery Backup Charger;

Input 110-230Vac (EMI Filter included)



VERSIONS



GLASSES



OPTIONS



More info on page 3.

Fire Rated

The Alluser Fire Rated Half Portal range provides a highly secure fire rated entrance solution certified to EI120* as per the European Fire Resistance norm: EN13501-2 & EN1634-1: 2014.

FPJ 140/1AF — Fire rated interlocking door with manual swing door.

Dimensions WxDxH: 1386mm x 950mm x 2410mm

SPECIFICATIONS

Glass: P2A-EN356

Structure: RAL Powder Coated;
Anti-slip floor mat EN13893

Curved doors: Fail safe; bi-parting

Safety: Infrared safety
sensors; Fire alarm signal

Emergency: Secure side
unlocking device

Control: Console or Service
Mode Keyswitch; LED Traffic
lights with Intercom

Detection: IR presence sensors

ELECTRONICS

Alluser Motherboard

Nominal power consumption 35 W.

Emergency battery backup: 6-8 hrs.

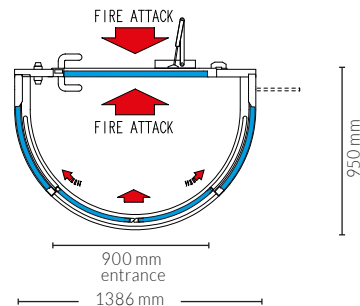
Internal 24Vdc LED Light (warm white 3.000 K; life expectancy 50.000 h)

Nominal 24Vdc 5A Power Supply, with Battery Backup Charger;

Input 110-230Vac (EMI Filter included)



Certified EI60 or EI120 as per the European Fire Resistance norm: EN13501-2 & EN1634-1: 2014.



VERSIONS



GLASSES



OPTIONS



More info on page 3.

FPJ 140/2SF — Fire rated Half Portal with flat sliding doors.

Dimensions WxDxH: 2030mm x 1137mm x 2410mm

SPECIFICATIONS

Glass: P2A-EN356

Structure: RAL Powder Coated;
Anti-slip floor mat EN13893

Doors: Fail secure; bi-parting.

Safety: Infrared safety
sensors; Fire alarm signal

Emergency: Secure side
unlocking device

Control: Console or Service
Mode Keyswitch; LED Traffic
lights with Intercom

Detection: IR presence sensors

ELECTRONICS

Alluser Motherboard

Nominal power consumption 35 W.

Emergency battery backup: 6-8 hrs.

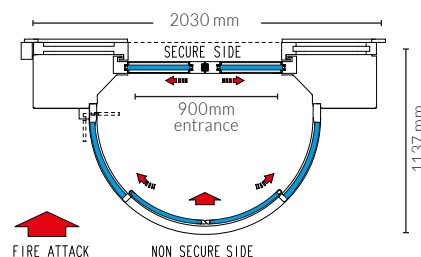
Internal 24Vdc LED Light (warm white 3.000 K; life expectancy 50.000 h)

Nominal 24Vdc 5A Power Supply, with Battery Backup Charger;

Input 110-230Vac (EMI Filter included)



Certified EI60 as per the European Fire Resistance norm: EN13501-2 & EN1634-1: 2014.



VERSIONS



GLASSES






















OPTIONS



More info on page 3.

Table of contents

	E1	E2	E3	E4	C1	C1D	C2	C3
								
External Width	995 mm	1150 mm	1382 mm	1750 mm	988 mm	877 mm	1150 mm	1381 mm
External Depth	995 mm	1150 mm	1382 mm	995 mm	988 mm	988 mm	1150 mm	1381 mm
Entrance	600 mm	700 mm	860-890 mm	600 mm each	600 mm	600 mm	700 mm	890 mm
Internal Height (R Version: 12mm floor base)	2048 mm	2048 mm	2048 mm	2048 mm	2048 mm	2048 mm	2048 mm	2048 mm
External Height (R Version)	2320 mm	2320 mm	2320 mm	2320 mm	2320 mm	2320 mm	2320 mm	2320 mm
Typical Weight Guideline (Kg) - With Glass P2A EN 356	460 kg	560 kg	880 kg	740 kg	360 kg	340 kg	520 kg	730 kg
VERSIONS								
Version: S / R / K	● / ○ / ○	● / ○ / ○	● / ○ / ○	● / ○ / ○	● / ○ / ○	● / ○ / ○	● / ○ / ○	● / ○ / ○
Attack Resistant: RC2* / RC3 / RC4	○* / ○ / ○	○* / ○ / ○	○* / ○ / ○	○* / - / -	○* / ○ / ○	○* / - / -	○* / ○ / ○	○* / ○ / ○
Certification LPS1175: SR1 / SR2 / SR3	- / - / -	- / - / -	- / - / -	- / - / -	- / - / -	- / - / -	- / - / -	○ / ○ / ○
STRUCTURE								
EN 1522 Certificated Metal: Top Canopy FB2-NS / portal structure FB4/NS	● / ○	● / ○	● / ○	● / ○	● / ○	● / ○	● / ○	● / ○
Anti-slip floor mat EN13893 - Fire reaction Bfls1 N13501-1	●	●	●	●	●	●	●	●
Internal Portal Height: 2048 mm / 2135 mm / 2300 mm	● / ○ / ○	● / ○ / ○	● / ○ / ○	● / ○ / ○	● / ○ / ○	● / ○ / ○	● / ○ / ○	● / ○ / ○
Entrance Direction: Straight / 90° / 45°	● / ○ / -	● / ○ / -	● / ○ / -	● / - / -	● / - / -	● / - / -	● / - / -	● / - / -
RAL Colours / Stainless Steel / Anodized Aluminium	● / ○ / ○	● / ○ / ○	● / ○ / ○	● / ○ / ○	● / ○ / ○	● / ○ / ○	● / ○ / ○	● / ○ / ○
DOORS								
Door on each side: Single door / Bi-Parting	● / -	● / -	● / ○	● / -	● / -	● / -	● / -	● / ○
Both doors slide to open on the same side	○	○	-	●	○	●	○	-
Curved sliding Doors: Fail Secure / Fail Safe	● / ○	● / ○	● / ○	● / ○	● / ○	● / ○	● / ○	● / ○
GLASS								
Vandal- Attack Resistant Glass - EN 356: P2A / P4A / P6B	● / ○ / ○	● / ○ / ○	● / ○ / ○	● / ○ / ○	● / ○ / ○	● / ○ / ○	● / ○ / ○	● / ○ / ○
Bullet resistant Glass - EN 1063: BR3 / BR4	○ / ○	○ / ○	○ / ○	○ / ○	○ / ○	○ / ○	○ / ○	○ / ○
SAFETY								
Infrared Safety Sensor	●	●	●	●	●	●	●	●
Fire Alarm Signal / Connection Board	● / ○	● / ○	● / ○	● / ○	● / ○	● / ○	● / ○	● / ○
Rescue Push Button to open the portal door which last closed	○	○	○	○	○	○	○	○
EMERGENCY								
Secure Side Mechanical Emergency Unlocking Device	●	●	●	●	●	●	●	●
90° Emergency Lever	-	-	-	-	-	-	-	-
Extra Emergency Lever	○	○	○	○	○	○	○	○
Manual Panic Break Out Opening	-	-	-	-	-	-	-	-
DETECTION DEVICES								
Infrared Presence Sensor / Pressure mat	● / ○	● / ○	● / ○	● / ○	● / ○	● / ○	● / ○	● / ○
APD / 2 zone contact mat	○ / ○	○ / ○	○ / ○	○ / ○	○ / ○	○ / ○	○ / ○	○ / ○
Metal Detector	○	○	○	○	○	○	○	○
Reed Door Position Tamper Sensor	○	○	○	○	○	○	○	○
CONTROLLERS								
LED Traffic Lights / Standard Intercom	● / ●	● / ●	● / ●	● / ●	● / ●	● / ●	● / ●	● / ●
Control Panel / Service Mode Key Switch	● / ○	● / ○	● / ○	● / ○	● / ○	● / ○	● / ○	● / ○
Web Lan Control	○	○	○	○	○	○	○	○
TOP & NIGHT								
Locked Top cover	○	○	○	○	○	○	○	○
Mechanical Night Locking	○	○	○	○	○	○	○	○
Fiberglass Rain Cap top cover	○	○	○	○	○	○	○	○
First & Last Transit with 7 Proxy Keys	○	○	○	○	○	○	○	○

C4	C5	C190	HPJ 140	FPJ 140/1A	FPJ 140/2S	FPJ 140/2HP	HPJ 190	FPJ 190/2S	FPJ 140/1AF	FPJ 140/2SF
										
1750 mm	1850 mm	1911 mm	1381 mm	1381 mm	992 mm	1387 mm	1910 mm	1910 mm	1386 mm	2030 mm
988 mm	988 mm	1911 mm	890 mm	921 mm	1865 mm	1907 mm	1120 mm	1330 mm	950 mm	1137 mm
600 mm each	590 mm	1200 mm	900 mm	900 mm	900 mm	895 mm	900-1200 mm	900 mm	900 mm	900 mm
2048 mm	2048 mm	2048 mm	2048 mm	2048 mm	2048 mm	2048 mm	2048 mm	2048 mm	2134 mm	2134 mm
2320 mm	2320 mm	2220 mm	2320 mm	2320 mm	2320 mm	2320 mm	2320 mm	2320 mm	2410 mm	2410 mm
530 kg	520 kg	810 kg	270 kg	350 kg	450 kg	640 kg	450 kg	740 kg	450 kg	1230 kg
● / ○ / ○	● / ○ / ○	● / ○ / ○	○ / ● / ●	○ / ● / ●	○ / ● / ●	○ / ● / ●	○ / ● / ●	○ / ● / ●	○ / ● / ●	○ / ● / ●
○* / - / -	- / - / -	○* / - / -	○* / ○ / ○	○* / ○ / ○	○* / ○ / ○	○* / ○ / ○	○* / ○ / ○	○* / ○ / ○	○* / ○ / ○	○* / ○ / ○
- / - / -	- / - / -	○ / ○ / ○	- / - / -	- / - / -	- / - / -	- / - / -	- / - / -	- / - / -	- / - / -	- / - / -
● / ○	● / ○	● / ○	● / ○	● / ○	● / ○	● / ○	● / ○	● / ○	● / ○	● / ○
●	●	●	●	●	●	●	●	●	●	●
● / ○ / ○	● / ○ / ○	● / ○ / ○	● / ○ / ○	● / ○ / ○	● / ○ / ○	● / ○ / ○	● / ○ / ○	● / ○ / ○	- / ● / -	- / ● / -
● / - / -	- / - / ●	● / - / -	● / - / -	● / - / -	● / - / -	● / - / -	● / - / -	● / - / -	● / - / -	● / - / -
● / ○ / ○	● / ○ / ○	● / ○ / ○	● / ○ / ○	● / ○ / ○	● / ○ / ○	● / ○ / ○	● / ○ / ○	● / ○ / ○	● / ○ / ○	● / ○ / ○
● / -	● / -	- / ●	- / ●	- / ●	- / ●	- / ●	- / ●	- / ●	- / ●	- / ●
●	●	-	-	-	-	-	-	-	-	-
● / ○	● / ○	● / ○	● / ○	● / ○	● / ○	● / ○	● / ○	● / ○	● / ○	● / ○
● / ○ / ○	● / ○ / ○	● / ○ / ○	● / ○ / ○	● / ○ / ○	● / ○ / ○	● / ○ / ○	● / ○ / ○	● / ○ / ○	● / ○ / ○	● / ○ / ○
○ / ○	○ / ○	○ / ○	○ / ○	○ / ○	○ / ○	○ / ○	○ / ○	○ / ○	○ / ○	○ / ○
●	●	●	●	●	●	●	●	●	●	●
● / ○	● / ○	● / ○	● / ○	● / ○	● / ○	● / ○	● / ○	● / ○	● / ○	● / ○
○	○	○	○	○	○	○	○	○	○	○
●	●	●	●	●	●	●	●	●	●	●
-	-	○	○	○	○	○	○	○	○	○
○	○	○	○	○	○	○	○	○	○	○
-	-	-	-	-	○	-	-	○	-	-
● / ○	● / ○	● / ○	● / ○	● / ○	● / ○	● / ○	● / ○	● / ○	● / ○	● / ○
○ / ○	○ / ○	○ / ○	○ / ○	○ / ○	○ / ○	○ / ○	○ / ○	○ / ○	○ / ○	○ / ○
○	-	-	○	○	○	○	-	-	-	-
○	○	○	○	○	○	○	○	○	○	○
● / ●	● / ●	● / ●	● / ●	● / ●	● / ●	● / ●	● / ●	● / ●	● / ●	● / ●
● / ○	● / ○	● / ○	● / ○	● / ○	● / ○	● / ○	● / ○	● / ○	● / ○	● / ○
○	○	○	○	○	○	○	○	○	○	○
○	○	○	○	○	○	○	○	○	○	○
○	○	○	○	○	○	○	○	○	○	○
○	○	○	○	○	○	○	○	○	-	-
○	○	○	○	○	○	○	○	○	○	○

○* cost option available soon - not available



CONTACT



DFE Security Sp. z o.o.
ul. Polska 25
00-703 Warszawa



T +48 22 622 22 73




biuro@dfes.pl



www.dfes.pl

Authorized Distributor:



All the specifications and descriptions displayed on this brochure are subject to change without notice.