

# BAR ONE

All-Purpose TRIPOD Turnstiles



Unipod | Tripod | Tripod DropArm



**cominfo**








By **GUNNEBO** Entrance Control

# BAR One Turnstiles

All-Purpose TRIPOD Turnstiles for Indoors & Outdoors

New generation of popular tripod turnstiles. Long-lasting & low-maintenance. Reliable & durable. Smooth & quiet. BAR One turnstiles guarantee the utmost security, high throughput, and intuitive use. They come in multiple models, customisable per client's request, and integrate seamlessly with modern access control technologies.

Made of high-quality components and materials, BAR One turnstiles come equipped with advanced electronics and technologies. Resisting harsh weather conditions without a shelter or canopy, they operate flawlessly in both high and negative temperatures.

						
Advanced Safety & Security	Durable & Reliable	Seamless Technology Integration	Ultimate User Experience	Flexible, Modular, Customisable	Easy Installation & Low Maintenance	Sustainable & Energy Efficient

## Application Areas

Guarding access to multi-storied office buildings, government agencies and other public service facilities. Checking passengers at busy train stations and bus terminals. Controlling visitors in large amusement parks and sport stadiums as well as local gyms.

Modular design of BAR One turnstiles allows them to conform to various spaces and applications. With adjustable safety & security levels.

<p>Transportation Hubs</p> 	<p>Corporate Offices &amp; Public Buildings</p> 
<p>Wellness &amp; Fitness</p> 	<p>Sport &amp; Leisure Facilities</p> 

# Product Versions

Modular & flexible design makes sure BAR One turnstiles fit in every space and still complement their surroundings. Choose among the Unipod, Tripod, or DropArm versions according to your preferences and security standards. Pick round or square front, and/or have your turnstiles further customised to enhance the aesthetic of your space – add branding, choose a more premium coating, adjust the turnstiles' LED illumination.

## Choose Standard or Advanced BAR One

Benefits of Advanced:

- equipped with MLU10 – the next generation control board
- integration with smart technologies such as EasyTouch control panel
- advanced performance monitoring and diagnostics
- optical anti-fraud sensors that effectively detect any attempt at climb over, crawl under, and intrusion
- fully compatible with smart facility management systems

BAR ONE-R



BAR One-R Unipod



BAR One-R Tripod



BAR One-R Tripod-DropArm

BAR ONE-G



BAR One-G Unipod



BAR One-G Tripod



BAR One-G Tripod-DropArm

## Advanced Safety & Security

# Secure for Sites. Safe for Users

Optical sensors of BAR One turnstiles detect any attempt at climbing over and crawling under, immediately set off an alarm, and/or send an alert to the front desk. The mechanical lock on the rotating tripod/unipod makes it impossible to force the turnstile open.

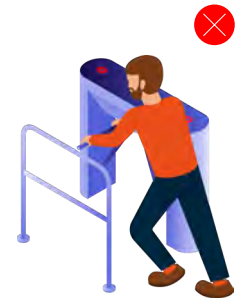
In case of an emergency or a power outage, the turnstile arm(s) rotate freely (Tripod) or fold down (Unipod, DropArm), creating safe escape routes.



Climb Over



Crawl Under



Intrusion

## Rotating Barrier Mechanism



Unipod Barrier

Space-efficient one-armed turnstile. In case of emergency and/or power outages the single arm folds down.



Tripod Barrier

Three arms rotate around a central axis, allowing access to one person at a time. In case of emergency, the arms rotate freely.



DropArm Barrier

Foldable tripod: In case of emergency and/or power outages, the three-armed barrier folds down automatically or can be lowered manually.

auto-centering mechanism ensures the arm always rotates fully

go-call function pre-rotates the arm for user comfort

stainless steel barrier arms — long-lasting and elegant-looking at the same time

Durable & Reliable

# Turnstiles That Do Not Let You Down

Resistant to outdoor weather conditions as well as to thousands of visitors a day. A reliable motor designed for 25 million glitch-free cycles. Low power consumption and optional control board of the next generation.



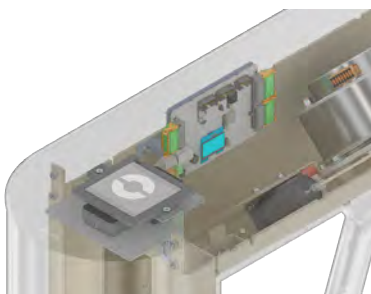
## Magnetic Direct Drive Unit

- maintenance-free motor lasts entire decades
- quiet & smooth operation
- low power consumption
- withstands 25 million MCBF (Mean Cycles Before Failure)



## Facing the Great Outdoors

- waterproof
- dustproof
- withstands temperatures down to  $-25\text{ }^{\circ}\text{C}$  ( $-13\text{ }^{\circ}\text{F}$ )
- no canopy/roofing required



## MLU10 – Next Generation Control Board

- for premium BAR One versions
- swift operation of large capacity data
- streamlined smart building operations
- perfect for modern facility management



## High-Quality Durable Materials

- stainless steel
- dust and scratch resistant
- multiple surface finishes

## Seamless Technology Integration

# Modern Access Control Solutions. Smart Facility Management

BAR One turnstiles are made to be integrated with modern access control technologies, both by Cominfo and third parties (contactless biometric scanners, RFID readers, smart ticketing systems), as well as with modern building management systems.

Technology can be flush-mounted into the turnstile cabinets so that nothing protrudes

External technology holders can be installed per client's request



RFID reader



QR Code Scanner



QR Code + RFID reader



3<sup>rd</sup> Party Terminal

## Ticketing Solution

Combined with the REA::Ticket ticketing terminal, BAR One turnstiles provide a trustworthy ticketing solution, easily integrated with the client's ticketing software. Its flawless operation is backed up by optional ArenaAccess communication protocol which saves the day when the main ticketing server malfunctions and/or loses connection.



Ticketing Terminal



Lift Call

## Lift Integration

Turnstiles authorise users' access and automatically call the lift for them. Choose between a universal lift display (**LiftCall**) by Cominfo or integrating your BAR One turnstile with systems of the most commonly used lift brands.

Ultimate User Experience

## Convenient for Users

## Easy to Control & Manage for Staff

LED illuminations, visual symbols, and sound signalisation provide helpful guidance for users. Smart control panels and apps enable easy & efficient control for the staff. BAR One turnstiles are also available as elements for Building Information Modelling (BIM).



### Visual Guidance & Navigation

- LED illuminations help users pass through
- Access Light, Lane Light, Passage Light
- easy-to-understand visual symbols
- indication of turnstile status
- lights matching the surrounding space
- sound signalisation guides the visually impaired and/or provides clear instructions during emergency situations

### Remote Access Control



- remote control management
- integrates with the building's security system
- enables multi-site management
- remote operation scheduling (lock down mode, free passage)
- real-time monitoring



EasyTouch



TouchPanel



TMON



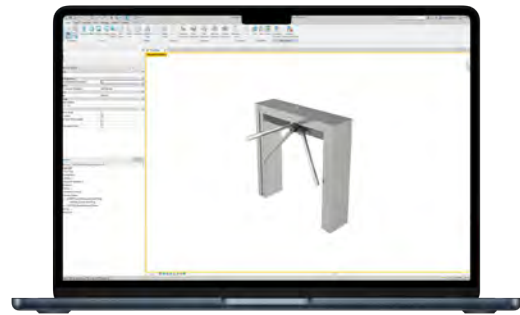
Premium Access  
Control Panel (MLU10)

Capacitive Access  
Control Panel (MLU10 & without)

Remote Access  
Control App (MLU10)

## BIM | Building Information Modelling

Designers and architects prefer working with BIM elements throughout the designing process, as BIM simplifies decision making and reduces building costs. Cominfo products are available in Revit format (Autodesk Revit).





Flexible, Modular, Customisable

# When Turnstiles Become an Integral Part of the Architecture

Complementing their surroundings, blending in with the interior. BAR One turnstiles can be branded, dressed in a more classy finish and colour, and accessorised with subtle light navigation.



## Round or Squared Front

Pick between soft rounded shapes or sleek geometric lines.

## Brushed Stainless Steel or RAL Powder Coating

Stainless steel is elegant and chic, a timeless choice for almost any space. In addition, BAR One turnstile line offers 6 standard colours (achieved by powder coating). Customised options include almost any colour from the RAL palette.



## Showcase Your Brand

Branded turnstiles subtly communicate the brand right at the entrance. Optionally, light navigation can be set in tones to match and/or complement the brand colours.

## Accessories

Equipping BAR One turnstile with wristband collectors speeds up the checkout process. For enhanced user experience.



## Easy Instalation & Low Maintenance Flexible Set-up

Lightweight and easy to install, BAR One turnstiles offer modular set-up options including single/multiple passages and bi-directional passage.

Inner components are easily accessible – downtime due to maintenance gets minimised.



## Sustainable & Energy Efficient Sustainability Is One of Cominfo’s Top Priorities

At Cominfo, we care about ecological footprint in all links of our supply chain – choosing local suppliers, using recyclable materials, installing solar panels, and making our products as energy-efficient as possible. In our production, we use primarily renewable sources of energy – approximately 50% comes from the solar panels placed on the roof of our production hall.



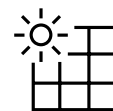
Low Energy Consumption



Recyclable Materials



Supply Chain Localisation



Renewable Energy Sources

# Technical Parametres of BAR One

	Unipod	Tripod	Tripod DropArm
<b>Standard Equipment</b>		Integrated disc spring brake Go Call – visual entry invitation feature Unobstructed passage including automatic reset	
<b>Drive Mechanism</b>		Magnetic Direct Drive	
<b>Operating Environment</b>		Indoor Outdoor -25°C to +60°C / -13F° to 140°F	
<b>Safety &amp; Security detection</b>		Climb over / crawl under* Permanently blocked mode Emergency mode	
<b>Optional Accessories</b>		RFID reader bracket (top / flush mounted) Access Light / Lane Light / Passage Light WAV player EasyTouch / TouchPanel / T-MON sw SuperCap (emergency power back-up) Alternative surface finishes Optional glass top lid Ramp LT	
<b>Cabinet height</b>		990 mm / 39.0"	
<b>Cabinet length (BAR One-G)</b>		1 130 mm / 44.5"	
<b>Cabinet length (BAR One-R)</b>		990 mm / 39.0"	
<b>Cabinet width</b>		250 mm / 9.8"	
<b>Passage width</b>		max 570 mm / max 22.4"	
<b>Cabinet</b>		Brushed stainless steel	
<b>Top Lid</b>		Brushed stainless steel	
<b>Barrier</b>		Unipod & Tripod arms / Brushed stainless steel	

\* Optional



© 2024

**cominfo**

By **GUNNEBO** Entrance Control